



SINTEF

Participation among children and youth with disabilities in local communities

Arne H Eide, Emil Hansen, Dag Ofstad



Technology for a better society



SINTEF

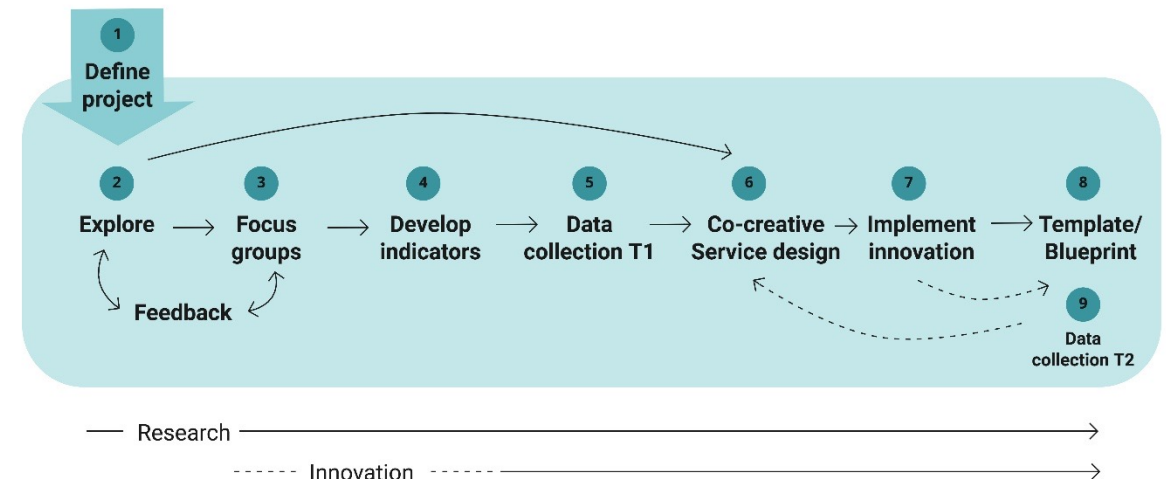
Research team and objectives

Research Team

- SINTEF Digital, Health Research
- Norwegian National Advisory Unit on Disability in Children and Youth (NKBFU), Valnesfjord Health Sports Center (VHSS)
- Four municipalities (in four different Health Regions)

Research objective and process

- To develop and test a method for promoting participation among children/youth/young adults with functional difficulties





SINTEF

Focus Group Discussions

Table 1. High Level Analyses of Cross-Cutting Themes (three municipalities).

	Facilitators	Barriers	Requests
Family			
Technology			
Volunteering			
Activity and leisure			
School			
Participation			
Collaboration and management in municipalities			
Facilitation			
Services			
Networks			
Attitudes			
Communication and information			

PARTICIPATION INDICATORS



FGDs with service providers, children/youth with disabilities and parents of children with disabilities



SINTEF

Participation measure

- **Barriers:**
 - Do you experience barriers for participating in activities at home, at school and leisure?
 - To a large degree (4), To some degree (3), To a small degree (2), Not at all (1)
- **Assessment of own participation:**
 - How often are you
 - Never (1), Seldom (2), Sometimes (3), Often (4), Very often (5)
- **Comparing own participation with peers:**
 - Compared to people your own age, how often are you
 - To a large degree (4), To some degree (3), To a small degree (2), Not at all (1)
 - Never (1), Seldom (2), Sometimes (3), Often (4), Very often (5)
- **Satisfaction with own participation:**
 - How satisfied are you with your own participation when you are
 - Very satisfied (5), Satisfied (4), Neither nor (3), Dissatisfied (2), Very dissatisfied (1)



SINTEF

Participation indicators

Survey among children and youth with disabilities in four municipalities (N=186): Random + strategic sample

Scale (range) ¹	Scale properties	Mean	Standard deviation	KMO	Bartlett's	% variance 1 st factor
Level of own participation (12-45)		41.35	8.11	.81	< .001	20.4
Environmental barriers for participation (12-48)		25.10	7.87	.91	< .001	30.1
Own participation compared with peers (12-48)		31.07	7.32	.85	< .001	31.9
Satisfaction with own participation (11-55)		41.09	5.80	.88	< .001	31.6

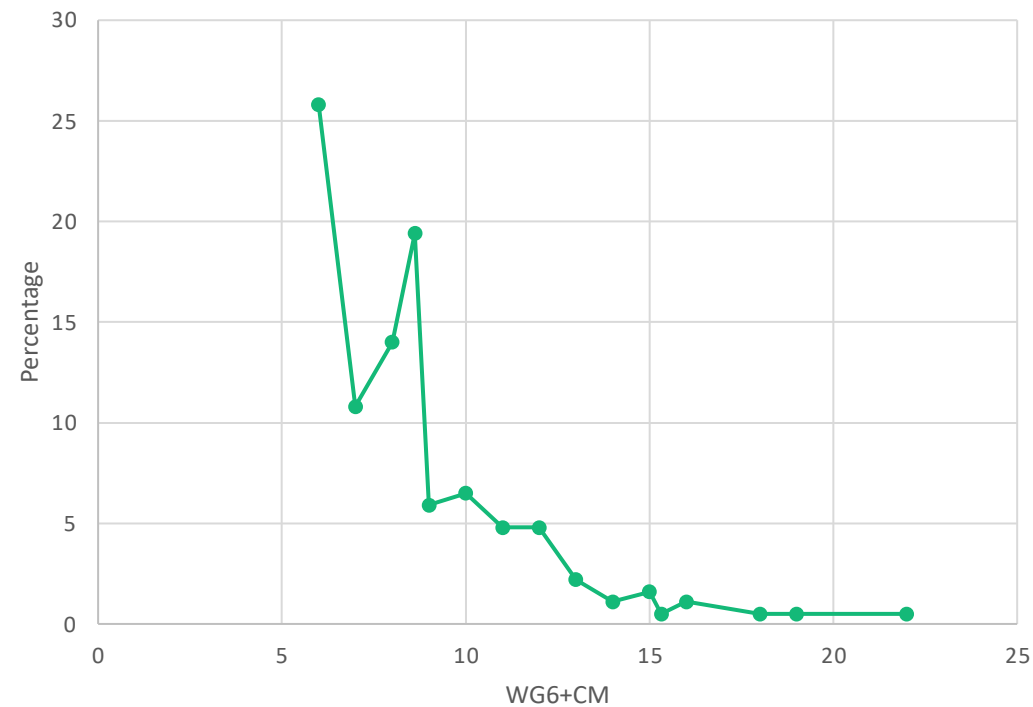


SINTEF

Level of functioning: WG6 + Child Module

Activities	Do you have any difficulties doing activities in your daily life that is due to your health?			
	(1) No difficulties	(2) Some difficulties	(3) A lot of difficulties	(4) Cannot do
.....seeing, even if wearing glasses?	0	0	0	0
.....hearing, even if wearing hearing aid?	0	0	0	0
.....walking on level ground or climbing stairs?	0	0	0	0
.....remembering or concentrating?	0	0	0	0
.....self-care	0	0	0	0
.....communicating; understand/being understood	0	0	0	0
.....learning things (compared to peers)?	0	0	0	0
.....remembering things (compared to peers)?	0	0	0	0
.....concentrating on something you like to do:	0	0	0	0
.....accepting changes in routines?	0	0	0	0
.....controlling yourself (compared to peers)?	0	0	0	0
.....making friends?	0	0	0	0

Functional difficulties - 12 questions (N=186)

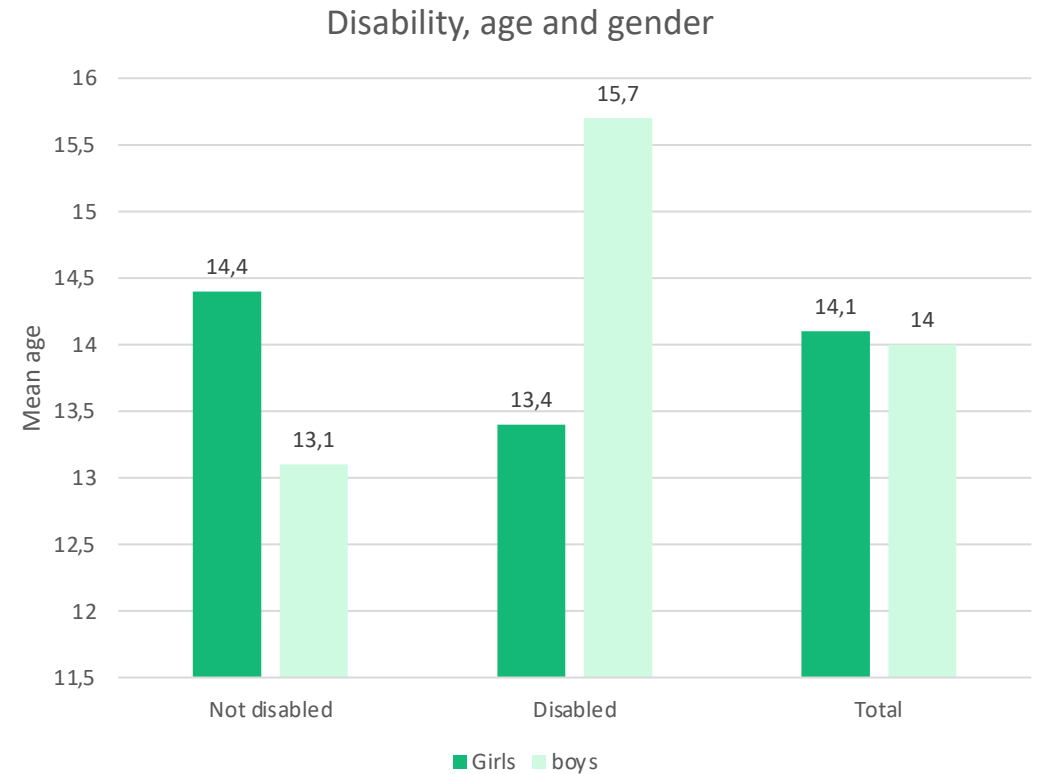




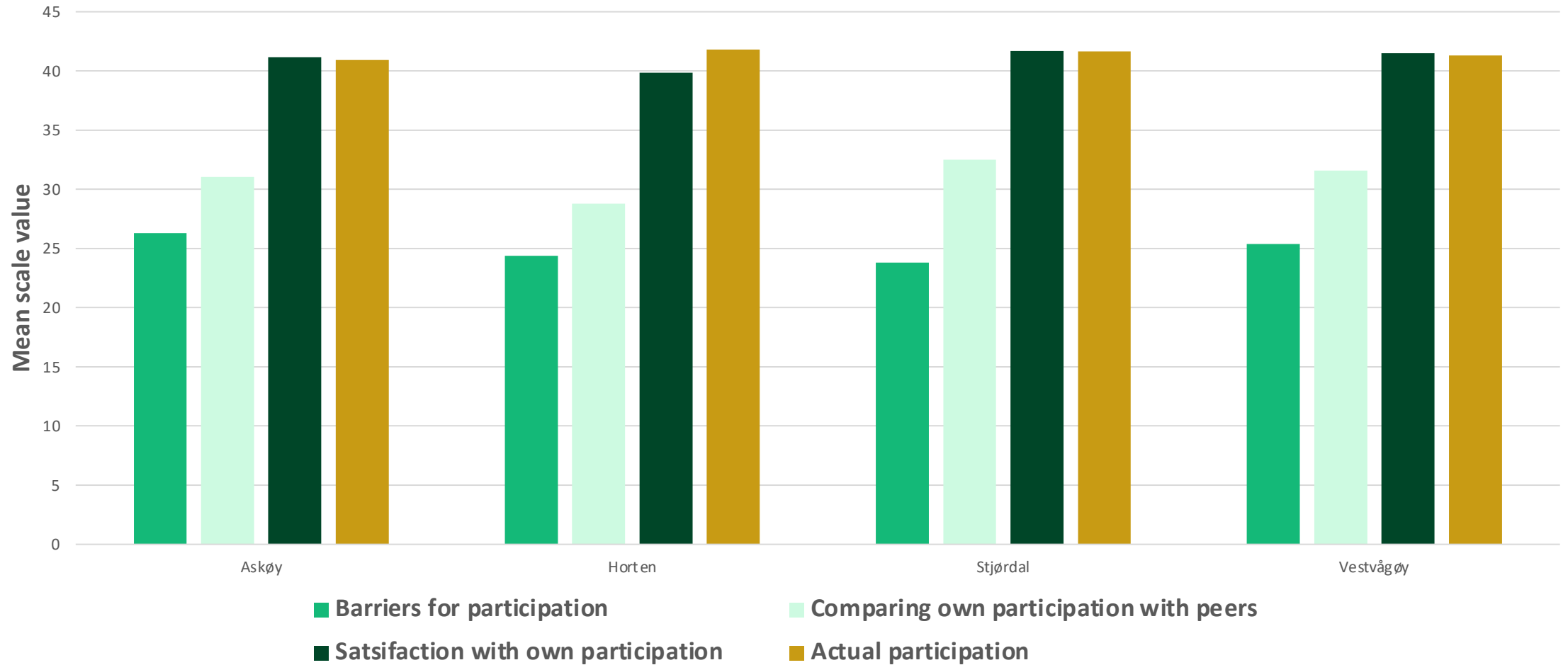
SINTEF

Operationalisation of disability

- Not disabled
 - No or some difficulty on all 12 questions (N = 124)
- Disabled
 - A lot of difficulty or more on at least one question (N = 62)



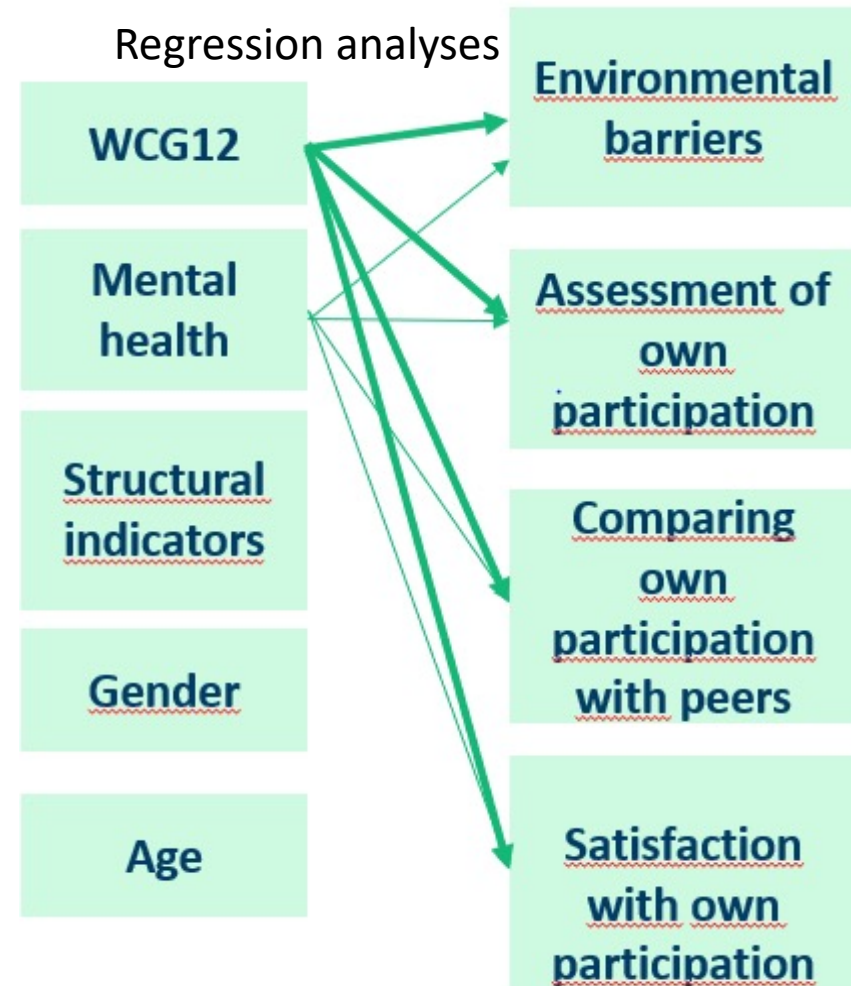
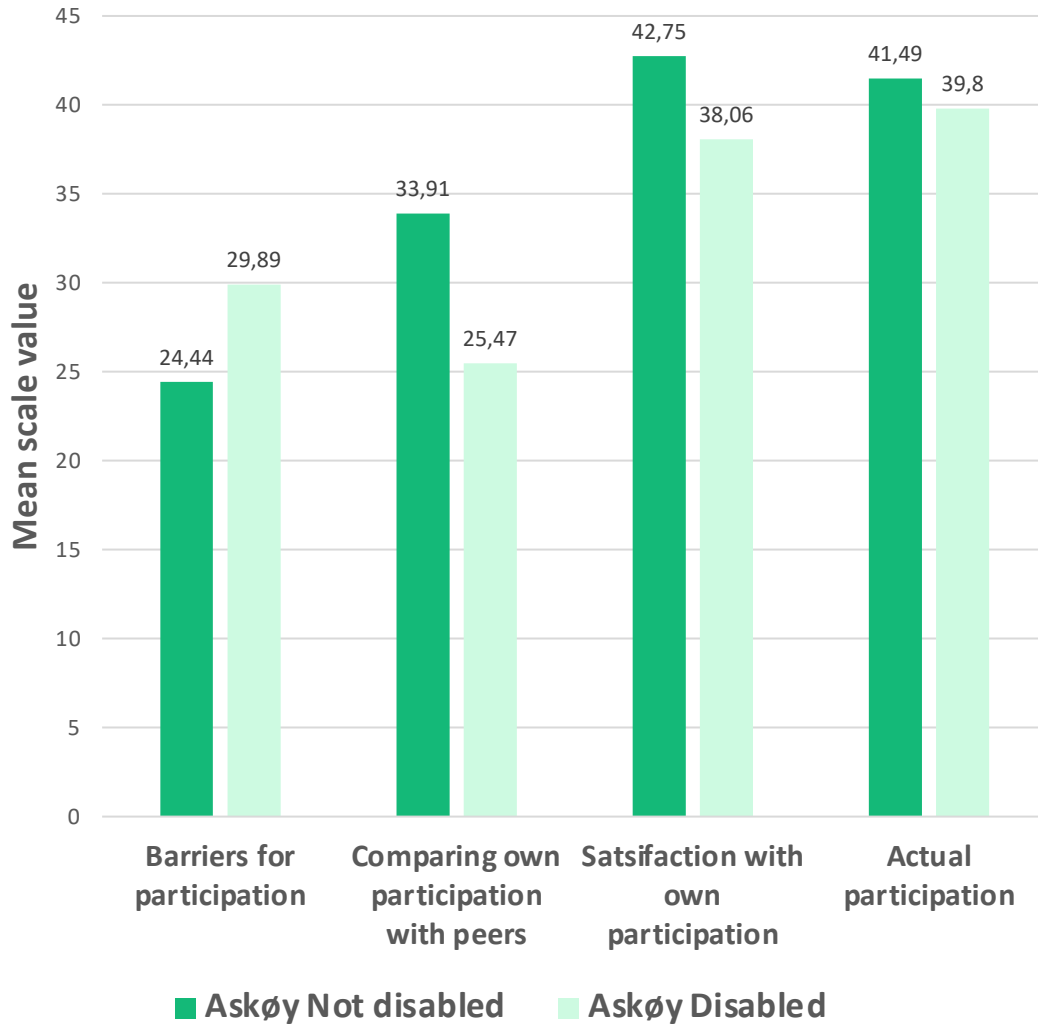
Comparing participation between municipalities





SINTEF

Comparing children and youth with and without disabilities – one municipality (N=73)

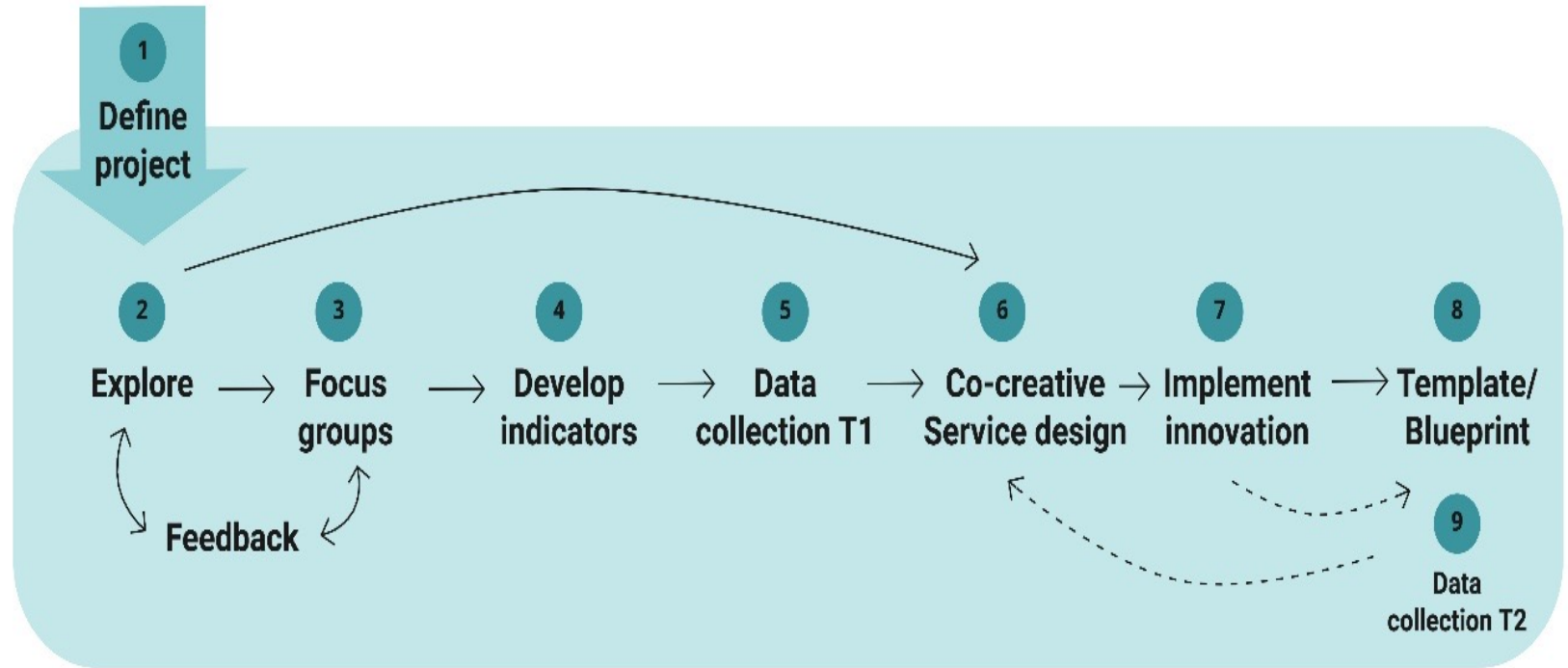


Way forward

FGDs+
Survey+
SWOT



Service
Design



— Research —————>

----- Innovation ----->



SINTEF

Teknologi for a better society